

Fixture Type: _____

Catalog Number: _____

Project: _____

Location: _____

5" Round

Ceiling and Wall Mount

Model & Size	Color Temp & CRI	Watt	Lumens	Finish
FM-05RN 5"	930 3000K - 90 935 3500K - 90	12W	1050	BK Black BZ Bronze NI Nickel WT White

Example: **FM-05RN-930-BK**

DESCRIPTION


Ultra-slim flush mount that uses edge-lit technology and a translucent diffuser for uniform illumination without shadows or hotspots.

FEATURES


- Multiple LED array for uniform illumination
- Suitable for outdoor and coastal regions
- Dead front trim for shower applications
- Driver installed within the Junction Box, driver dimension: 2.25" dia x 1" deep
- 5 year warranty

SPECIFICATIONS

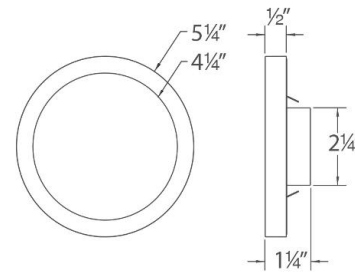
Construction:	Injection molded UV rated plastic with translucent diffuser for outdoor application
Power:	12W
Input:	120-277 VAC, 50/60Hz
Dimming:	ELV: 100-5% , TRIAC: 100-5%
Light Source:	Integrated LED
Lens:	Translucent acrylic diffuser
Mounting:	Installs over a 3", 4" or 3/0-4/0 hybrid junction box, Can be mounted on ceiling or wall in all orientations
Finish:	Enamel Coated: White, Nickel, Bronze, Black
Operating Temp:	-40°F to 122°F (-40°C to 50°C)
Standards:	ETL, cETL, Wet Location Listed, Energy Star 2.0, Title 24 JA8-2019 Compliant, ADA



FINISHES:



LINE DRAWING:



FM-05RN