

Fixture Type: _____

Catalog Number: _____

Project: _____

Location: _____

Paloma LED512 9.5W Monopoint Luminaire

System Type	Model	Beam	Color Temp & CRI	Lumens	CBCP	Finish	
MO	LED512	F 36°	827 2700K - 85	850	2150	BK Black WT White	
			830 3000K - 85	885	2195		
			835 3500K - 85	910	2259		
			840 4000K - 85	920	2282		
			927 2700K - 90	710	1755		
			930 3000K - 90	735	1821		
		N 24°	827 2700K - 85	685	3152		
			830 3000K - 85	860	3268		
			835 3500K - 85	885	3382		
			840 4000K - 85	895	3417		
			927 2700K - 90	685	2628		
			930 3000K - 90	715	2727		
		S 19°	827 2700K - 85	800	3373		
			827 2700K - 85	800	3773		
			830 3000K - 85	835	3832		
			835 3500K - 85	860	4048		
			840 4000K - 85	870	4089		
			927 2700K - 90	670	3145		
				930 3000K - 90	695	3264	

Example: **MO-LED512F-827-BK**

DESCRIPTION

Paloma is a museum-quality LED luminaire with high performance reflector optics. Available in 12W or 22W options in multiple color temperature, beam distribution, and finish options. Canopy is included with fixture. Monopoint can be ordered with an extension rod (6", 12", 18", 24", 36") to drop the head.

FEATURES


- High Output COB LED
- Accommodates 1 filter lens or 1 accessory
- 365° horizontal rotation and 180° vertical aiming
- Ceiling and wall mountable
- Driver concealed within the fixture
- 5 year warranty

SPECIFICATIONS

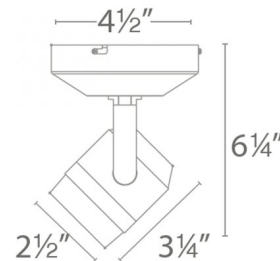
Construction:	Die-cast aluminum with driver enclosed in canopy and cap ring. Clear glass lens included.
Power:	9.5W
Input:	120-277 VAC, 50/60Hz
Dimming:	ELV: 100-5%
Light Source:	Integrated LED 3 Step Mac Adam Ellipse
Rated Life:	50000 Hours
Mounting:	Can be mounted on ceiling or wall in all orientations
Finish:	Electrostatically Powder Coated White, Black
Operating Temp:	-4°F to 104°F (-20°C to 40°C)
Standards:	ETL, cETL, Damp Location Listed



FINISHES



LINE DRAWING



Fixture Type: _____

Catalog Number: _____






Project: _____

Location: _____

Paloma LED512

9.5W Monopoint Luminaire

ACCESSORIES

	<i>Model</i>	<i>Description</i>	<i>Finish</i>
	LENS-16-AMB LENS-16-BLU LENS-16-GRN LENS-16-RED	<i>Colored Lens</i> <i>Colored Lens</i> <i>Colored Lens</i> <i>Colored Lens</i>	<i>Amber</i> <i>Blue</i> <i>Green</i> <i>Red</i>
	LENS-16-FR	<i>Clear/Frosted Lens</i>	<i>Frosted</i>
	LENS-16-SPR	<i>Spread Lens</i>	<i>Spread Lens</i>
	LENS-16-BEL	<i>Beam Elongating Lens</i>	<i>Beam Elongating</i>
	LENS-16-HCL	<i>Honeycomb Louver</i>	<i>Black</i>