

Fixture Type: \_\_\_\_\_

Catalog Number: \_\_\_\_\_

Project: \_\_\_\_\_

Location: \_\_\_\_\_

## Block

### Outdoor Wall Sconce 3000K

Model & Size	Color Temp & CRI	Finish	Watt	LED Lumens	Delivered Lumens	Title 24
WS-W61806 6"	3000K 90	AL Brushed Aluminum	9W	615	540	Yes
	3000K 90	BK Black	9W	615	540	Yes
	3000K 90	BZ Bronze	9W	615	540	Yes

Example: **WS-W61806-AL**

#### DESCRIPTION

Sometimes the simplest forms are the most sophisticated, like this clean, effortless block design featuring eye-catching die-cast glass accents and weather-resistant finishes in aluminum and black.

#### FEATURES

- Weather-resistant finish
- Driver concealed within the fixture
- 5 year warranty

#### SPECIFICATIONS


Color Temp:	3000K
Input:	120-277 VAC, 50/60Hz
CRI:	90
Dimming:	ELV: 100 - 10%, 0-10V: 100 - 5%
Rated Life:	50000 Hours
Mounting:	Can be mounted on wall in all orientations
Standards:	ETL, cETL, IP65, Title 24 JA8-2016 Compliant Wet Location Listed
Construction:	Aluminum body with die-cast glass diffuser

#### REPLACEMENT PARTS

Glass -

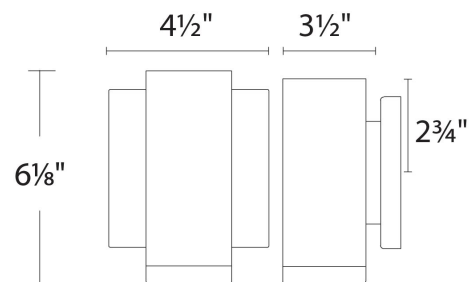


#### FINISHES



Black      Bronze      Brushed Aluminum

#### LINE DRAWING



**WS-W61806**

Fixture Type: \_\_\_\_\_

Catalog Number: \_\_\_\_\_

Project: \_\_\_\_\_

Location: \_\_\_\_\_

## Block

### Outdoor Wall Sconce 3000K

Model & Size	Color Temp & CRI	Finish	Watt	LED Lumens	Delivered Lumens	Title 24
WS-W61808 8"	3000K 90	AL Brushed Aluminum	15W	947	773	Yes
	3000K 90	BK Black	15W	947	773	Yes
	3000K 90	BZ Bronze	15W	947	773	Yes

Example: **WS-W61808-AL**

#### DESCRIPTION

Sometimes the simplest forms are the most sophisticated, like this clean, effortless block design featuring eye-catching die-cast glass accents and weather-resistant finishes in aluminum and black.

#### FEATURES

- Weather-resistant finish
- Driver concealed within the fixture
- 5 year warranty

#### SPECIFICATIONS


Color Temp:	3000K
Input:	120-277 VAC, 50/60Hz
CRI:	90
Dimming:	ELV: 100 - 10%, 0-10V: 100 - 5%
Rated Life:	50000 Hours
Mounting:	Can be mounted on wall in all orientations
Standards:	ETL, cETL, IP65, Title 24 JA8-2016 Compliant Wet Location Listed
Construction:	Aluminum body with die-cast glass diffuser

#### REPLACEMENT PARTS

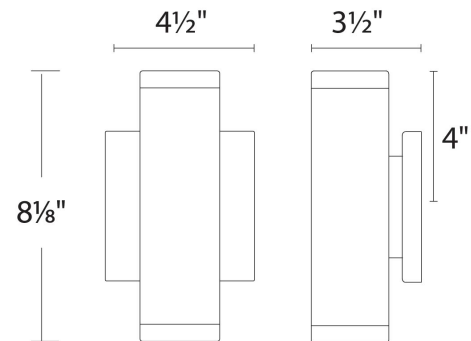
Glass -



#### FINISHES



#### LINE DRAWING



**WS-W61808**