

# WAC LIGHTING

Fixture Type: \_\_\_\_\_

Catalog Number: \_\_\_\_\_

Project: \_\_\_\_\_

Location: \_\_\_\_\_

## Quick Connect™

### 4.5" Sloped Ceiling Pendant Canopy, Transformer Included

Model & Wattage	Lumens	Color Temp & CRI	Finish
QMP-S60ERN Max 60W			BN Brushed Nickel CH Chrome

Example: **QMP-S60ERN-BN**

#### FEATURES


- For use with any of our Quick Connect pendants
- 60W integral electronic transformer included
- Smooth and continuous ELV dimming
- Mounts over a standard 4" junction box
- Includes optional decorative collar for shallow junction box
- Swivels up to 45° in either direction
- 5 year warranty

#### SPECIFICATIONS

Construction:	Plated aluminum
Power:	Max 60W
Input:	120 VAC, 50/60Hz
Finish:	Electroplated Brushed Nickel, Electroplated Chrome
Standards:	UL, cUL, Dry Location Listed



#### FINISHES



Fixture Type: \_\_\_\_\_

Catalog Number: \_\_\_\_\_

Project: \_\_\_\_\_

Location: \_\_\_\_\_

## Ingo Quick Connect™ Pendant 3000K

Model & Wattage	Lumens	Color Temp & CRI	Finish
QP-913LED	330		CF/BN Clear Frosted/Brushed Nickel
QP913			CF/CH Clear Frosted/Chrome

Example: **QP-913LED-CF/BN**

### DESCRIPTION

Mouth blown handcrafted pendants inspired by dripping ice crystals and other elements of winter, Ingo features the clean design of mouth blown German art glass for an elegant statement.

### FEATURES


- All socket sets include 6ft wire that may be cut in the field
- Lamp included
- Free of projected heat, ultraviolet and infrared radiation
- 5 year warranty

### SPECIFICATIONS

<b>Construction:</b>	Mouth blown glass shade with plated metal hardware, Mouth blown glass shade with electroplated metal hardware
<b>Input:</b>	12 VAC, 50/60Hz
<b>Dimming:</b>	ELV: 100-15%
<b>Light Source:</b>	Xenon Bi-Pin Max 50W, LED Bi-Pin 2.7W, 110lm, 3000K, 85CRI
<b>Rated Life:</b>	30000 Hours
<b>Finish:</b>	Clear Frosted/Brushed Nickel, Clear Frosted/Chrome
<b>Standards:</b>	UL, cUL, Dry Location Listed
<b>Operating Temp:</b>	-4°F to 104°F (-20°C to 40°C)



### FINISHES



Clear  
Frosted/  
Brushed  
Nickel

Clear  
Frosted/  
Chrome

Fixture Type: \_\_\_\_\_

Catalog Number: \_\_\_\_\_

Project: \_\_\_\_\_

Location: \_\_\_\_\_

## Tulum

### Quick Connect™ Pendant 3000K

Model & Wattage	Lumens	Color Temp & CRI	Finish
QP-914LED	235		FR/BN Frosted/Brushed Nickel
QP914			FR/CH Frosted/Chrome

Example: **QP-914LED-FR/BN**

#### DESCRIPTION

A frosted glass pendant carefully etched and paneled to reveal the mini pendant's inner light, Tulum offers a visually soft option for a contemporary space using a modern design that is perfect above a counter, bar or table.

#### FEATURES


- All socket sets include 6ft wire that may be cut in the field
- Lamp included
- Free of projected heat, ultraviolet and infrared radiation
- 5 year warranty

#### SPECIFICATIONS

<b>Construction:</b>	Mouth blown glass shade with plated metal hardware, Mouth blown glass shade with electroplated metal hardware
<b>Input:</b>	12 VAC, 50/60Hz
<b>Dimming:</b>	ELV: 100-15%
<b>Light Source:</b>	Xenon Bi-Pin Max 50W, LED Bi-Pin 2.7W, 110lm, 3000K, 85CRI
<b>Rated Life:</b>	30000 Hours
<b>Finish:</b>	Frosted/Brushed Nickel, Frosted/Chrome
<b>Standards:</b>	UL, cUL, Dry Location Listed
<b>Operating Temp:</b>	-4°F to 104°F (-20°C to 40°C)



#### FINISHES



Fixture Type: \_\_\_\_\_

Catalog Number: \_\_\_\_\_

Project: \_\_\_\_\_

Location: \_\_\_\_\_

## Tikal

### Quick Connect™ Pendant 3000K

Model & Wattage	Lumens	Color Temp & CRI	Finish
QP-915LED	235		CF/BN Clear Frosted/Brushed Nickel
QP915			CF/CH Clear Frosted/Chrome

Example: **QP-915LED-CF/BN**

#### DESCRIPTION

Mouth blown handcrafted pendants inspired by dripping ice crystals and other elements of winter, Ingo features the clean design of mouth blown German art glass for an elegant statement.

#### FEATURES


- All socket sets include 6ft wire that may be cut in the field
- Lamp included
- Free of projected heat, ultraviolet and infrared radiation
- 5 year warranty

#### SPECIFICATIONS

<b>Construction:</b>	Mouth blown glass shade with plated metal hardware, Mouth blown glass shade with electroplated metal hardware
<b>Input:</b>	12 VAC, 50/60Hz
<b>Dimming:</b>	ELV: 100-15%
<b>Light Source:</b>	Xenon Bi-Pin Max 50W, LED Bi-Pin 2.7W, 110lm, 3000K, 85CRI
<b>Rated Life:</b>	30000 Hours
<b>Finish:</b>	Clear Frosted/Chrome, Clear Frosted/Brushed Nickel
<b>Standards:</b>	UL, cUL, Dry Location Listed
<b>Operating Temp:</b>	-4°F to 104°F (-20°C to 40°C)



#### FINISHES



Clear Frosted/Brushed Nickel

Clear Frosted/Chrome

Fixture Type: \_\_\_\_\_

Catalog Number: \_\_\_\_\_

Project: \_\_\_\_\_

Location: \_\_\_\_\_

## Clarity

### Quick Connect™ Pendant 3000K

Model & Wattage	Lumens	Color Temp & CRI	Finish
QP-LED916	330		CL/BN Clear/Brushed Nickel
QP916			CL/CH Clear/Chrome

Example: **QP-LED916-CL/BN**

#### DESCRIPTION

Lovingly created by hand by Germany's finest glass blowers, the Clarity art glass pendant demonstrates dazzling spectral properties and can be mounted for use on track, rail or canopies.

#### FEATURES

- All socket sets include 6ft wire that may be cut in the field
- Lamp included
- Free of projected heat, ultraviolet and infrared radiation
- 5 year warranty

#### SPECIFICATIONS

<b>Construction:</b>	Mouth blown glass shade with plated metal hardware, Mouth blown glass shade with electroplated metal hardware
<b>Input:</b>	12 VAC, 50/60Hz
<b>Dimming:</b>	ELV: 100-15%
<b>Light Source:</b>	Xenon Bi-Pin Max 50W, Integrated LED 4W, 330lm, 3000K, 85CRI
<b>Rated Life:</b>	30000 Hours
<b>Finish:</b>	Clear/Brushed Nickel, Clear/Chrome
<b>Standards:</b>	UL, cUL, Dry Location Listed
<b>Operating Temp:</b>	-4°F to 104°F (-20°C to 40°C)



#### FINISHES



Clear/  
Brushed  
Nickel



Clear/  
Chrome

Fixture Type: \_\_\_\_\_

Catalog Number: \_\_\_\_\_

Project: \_\_\_\_\_

Location: \_\_\_\_\_

## Bullet

### Quick Connect™ Pendant 3000K

Model & Wattage	Lumens	Color Temp & CRI	Finish
QP-LED966	330		BN/BN Brushed Nickel
QP966			CH/CH Chrome

Example: **QP-LED966-BN/BN**

#### DESCRIPTION

Modern minimalist form derived from function, Bullet pendants are available in two hardware matching metal finishes. The white interior of the shade reflects light onto the surface below.

#### FEATURES


- All socket sets include 6ft wire that may be cut in the field
- Lamp included
- Free of projected heat, ultraviolet and infrared radiation
- 5 year warranty

#### SPECIFICATIONS

<b>Construction:</b>	Aluminum Shade with plated metal hardware, Aluminum Shade with electroplated metal hardware
<b>Input:</b>	12 VAC, 50/60Hz
<b>Dimming:</b>	ELV: 100-15%
<b>Light Source:</b>	Xenon Bi-Pin Max 50W, Integrated LED 6.4W, 450lm, 3000K, 85 CRI
<b>Rated Life:</b>	30000 Hours
<b>Finish:</b>	Brushed Nickel, Chrome
<b>Standards:</b>	UL, cUL, Dry Location Listed
<b>Operating Temp:</b>	-4°F to 104°F (-20°C to 40°C)



#### FINISHES



Brushed Nickel

Chrome

# WAC LIGHTING

Fixture Type: \_\_\_\_\_

Catalog Number: \_\_\_\_\_

Project: \_\_\_\_\_

Location: \_\_\_\_\_

## Uber

### Quick Connect™ Pendant 3000K

Model & Wattage	Lumens	Color Temp & CRI	Finish
QP-LED315 5W	180	3000K 85	PT/BN Platinum/Brushed Nickel PT/CH Platinum/Chrome

Example: **QP-LED315-PT/BN**

#### DESCRIPTION

Discover soft sparkling secrets by peering through the blades of Uber, a brilliantly accented LED pendant with a glimmering translucent diffuser that gently reveals light through distinctive Die-cast metal lines.

#### FEATURES


- All socket sets include 6ft wire that may be cut in the field
- Free of projected heat, ultraviolet and infrared radiation
- 5 year warranty

#### SPECIFICATIONS

Construction:	Metal pendant with electroplated metal hardware
Power:	5W
Input:	12 VAC, 50/60Hz
Dimming:	ELV: 100-15%
Light Source:	Integrated LED
Rated Life:	50000 Hours
Finish:	Electrostatically Powder Coated Platinum/Brushed Nickel, Platinum/Chrome
Operating Temp:	-4°F to 104°F (-20°C to 40°C)
Standards:	UL, cUL, Dry Location Listed



#### FINISHES



Fixture Type: \_\_\_\_\_

Catalog Number: \_\_\_\_\_

Project: \_\_\_\_\_

Location: \_\_\_\_\_

## Genesis

### Quick Connect™ Pendant 3000K

Model & Wattage	Lumens	Color Temp & CRI	Finish
QP-LED311 5W	210	3000K 85	BN/BN Brushed Nickel

Example: **QP-LED311-BN/BN**

#### DESCRIPTION

With dual uplight and downlight LED engines, Genesis integrates high performance with ambient lighting. An evolutionary design in a diminutive size resulting in a stunning decorative accent.

#### FEATURES

- All socket sets include 12ft wire that may be cut in the field
- Free of projected heat, ultraviolet and infrared radiation
- 5 year warranty

#### SPECIFICATIONS

Construction:	Solid Clear Seeded Glass with electroplated metal hardware
Power:	5W
Input:	12 VAC, 50/60Hz
Dimming:	ELV: 100-15%
Light Source:	Integrated LED
Rated Life:	50000 Hours
Finish:	Electroplated Brushed Nickel
Operating Temp:	-4°F to 104°F (-20°C to 40°C)
Standards:	UL, cUL, Dry Location Listed



#### FINISHES



Brushed Nickel